



Ethical
Consumer
Markets
Report 2012

The **co-operative**

Here for you for life

Foreword

Ethical markets remain resilient as enlightened businesses continue to force through change

Markets for ethical goods and services have remained resilient throughout the economic downturn as a progressive core of retailers and producers continue to factor sustainability into their products and services (eg Fairtrade ingredients) and to sell sustainable produce.

That is the conclusion of this annual Ethical Consumer Markets Report 2012 which shows that since the onset of the recession five years ago the total value of ethical markets has gone from £35.5bn to £47.2bn.

Acting as a barometer of green markets since 1999 when annual ethical sales were just £13.5bn, the report analyses sales data for various sectors including food, household goods, eco-travel and ethical finance.

Amongst the biggest growing categories during the recession are sustainable fish up 323 per cent from £69m to £292m, Fairtrade which has increased 176 per cent from £458m to £1,262m and free range eggs sales up 78 per cent from £444m to £792m

However, sales of organic produce, although now stabilised at £1.5bn, have declined from a high of £1.9bn in 2008.

In 2011, ethical food and drink markets increased 7.8 per cent to reach £7.5bn. Markets for green home products were up 10.6 per cent to £8.4bn and ethical personal products were up 4.2 per cent to £1.8bn.

Barry Clavin, Head of Ethical Policies & Sustainability Reporting at The Co-operative, said: "The report shows that intervention by enlightened businesses, together with regulatory intervention, is driving ethical sales growth.

"During the downturn we've seen some of the biggest ever Fairtrade conversions, be it in chocolate or sugar, and business is beginning to respond to the challenge to provide consumers with more sustainable products and services such as fish, palm oil and soya.

"Ethical consumers are still a vitally important agent of change; however, the actions of progressive business are now a significant contributor to sales growth.

"At the same time, let's not lose sight of the fact that ethical sales remain a small proportion of total sales. Ultimately, over and above the efforts of responsible business and ethical consumers, sustainable solutions require a government committed to long term intervention."

Ethical consumerism's winners and losers through the downturn

Winners	Losers
Fairtrade	Organic food
Sustainable fish	Ethical clothing
Green cars	Bicycles

50% consumers surveyed avoided a product based on company's responsible reputation



Key findings

Food and Drink

Total sales of ethical food & drink increased 7.8% in 2011 to reach £7.5bn. Within this, Fairtrade, Rainforest Alliance and Organics each represent £1bn+ markets and account for over 50 per cent of total ethical food and drink sales. Sales of sustainable fish are up 31.5% to £292m. Sales of higher animal welfare products, including free range and the RSPCA Freedom Foods, are up 7.4% at £941m.

Green Home

Sales of Green Home products, including energy efficient white goods, sustainable paper and timber and microgeneration, are up 10.6% to £8.4bn. On the back of the Feed-In-Tariff scheme, sales of renewable energy products including solar panels increased to £958m. However, with the closure of the scheme this can be expected to fall back over 2012. In line with the decline in the overall electrical appliance market, sales of energy efficient white goods have levelled out at £2.0bn.

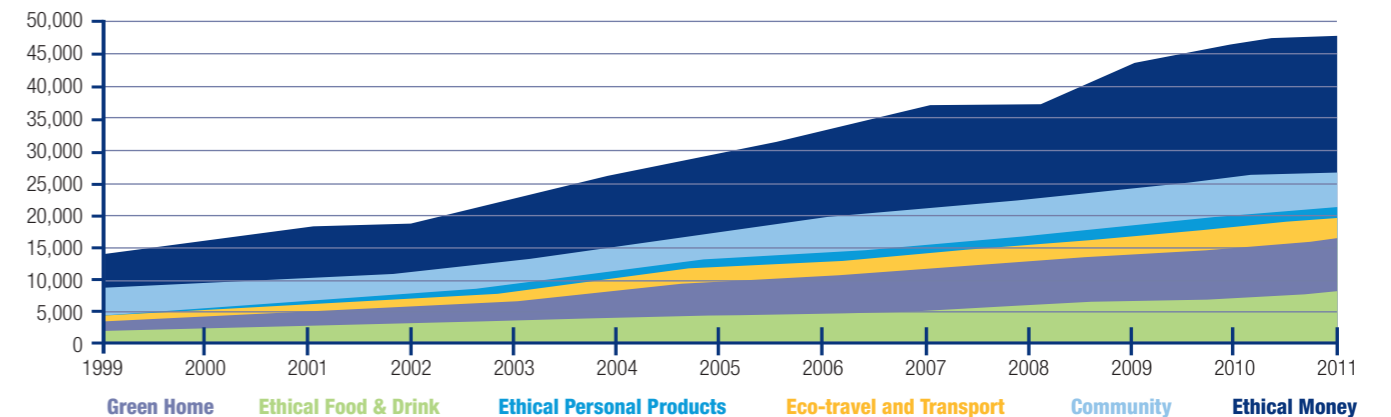
Eco-travel and Transport

Sales in eco-travel and transport increased 11.8% to £3.1bn. The market for eco-efficient vehicles continues to expand with sales of electric, hybrid and Tax Band A efficient vehicles up 29% to just over £1.0bn. Surprisingly bicycle sales declined in 2011, though the industry is expecting this to be a temporary dip.

Ethical Personal Products

Sales of ethical personal products, including cruelty-free cosmetics and ethical clothing increased to £1.8bn. In particular, spend in charity shops and second-hand outlets increased 7.2% to £719m.

Ethical spending in the UK 1999-2011, £bn



Ethical consumerism in the UK, 2000 – 2011

	2000	2010	2011	% Growth
Ethical Food & Drink	£m	£m	£m	2010-2011
Organic	605	1,527	1,500	-1.77%
Fairtrade	33	1,017	1,262	24.09%
Rainforest Alliance	-	1,198	1,346	12.35%
Free range eggs	182	497	526	5.84%
Free range poultry	44	252	266	5.56%
Farmers' markets	142	220	220	0.00%
Vegetarian products	479	787	800	1.65%
Freedom foods	-	127	149	17.32%
Sustainable fish	-	222	292	31.53%
Boycotts	587	1,084	1,113	2.68%
Subtotal	2,072	6,931	7,474	7.83%

Green Home

Energy efficient electrical appliances	229	2,069	2,045	-1.16%
Energy efficient boilers	214	2,332	2,375	1.84%
Micro-generation	-	248	958	286.29%
Energy efficient light-bulbs	12	44	48	9.09%
Ethical cleaning products	3	42	42	0.00%
Sustainable timber and paper	629	1,655	1,706	3.08%
Green energy	-	352	378	7.39%
Rechargeable batteries	5	34	33	-2.94%
Buying for re-use - household products	759	823	819	-0.49%
Green funerals	-	7	8	14.29%
Sub-total	1,851	7,606	8,412	10.60%

Over
50%
of eggs sold
in UK now
cage-free

	2000	2010	2011	% Growth
Eco-travel and Transport	£m	£m	£m	2010-2011
Responsible tour operators	73	182	188	3.30%
Environmental tourist attractions	2	19	20	5.26%
Green cars	4	846	1,088	28.61%
Bicycles (New)	348	698	650	-6.88%
Boycotts	112	1,068	1,198	12.17%
Subtotal	539	2813	3,144	11.77%

Ethical Personal Products

Ethical clothing	5	177	150	-15.25%
Ethical cosmetics	175	528	566	7.20%
Charity shops	141	350	389	11.14%
Buying for re-use - clothing	218	321	330	2.80%
Boycotts	174	333	346	3.90%
Real nappies	-	5	5	0.00%
Subtotal	713	1,714	1,786	4.20%

Community

Local shopping	1,620	2,330	2,368	1.63%
Charitable donations	2,764	3,040	3,125	2.81%
Subtotal	4,384	5,370	5,493	2.30%

Ethical Money


Subtotal	6,483	20,666	20,893	1.10%
Grand Total	16,042	45,100	47,202	4.66%

9 in 10
UK consumers
now recognise
the Fairtrade
logo



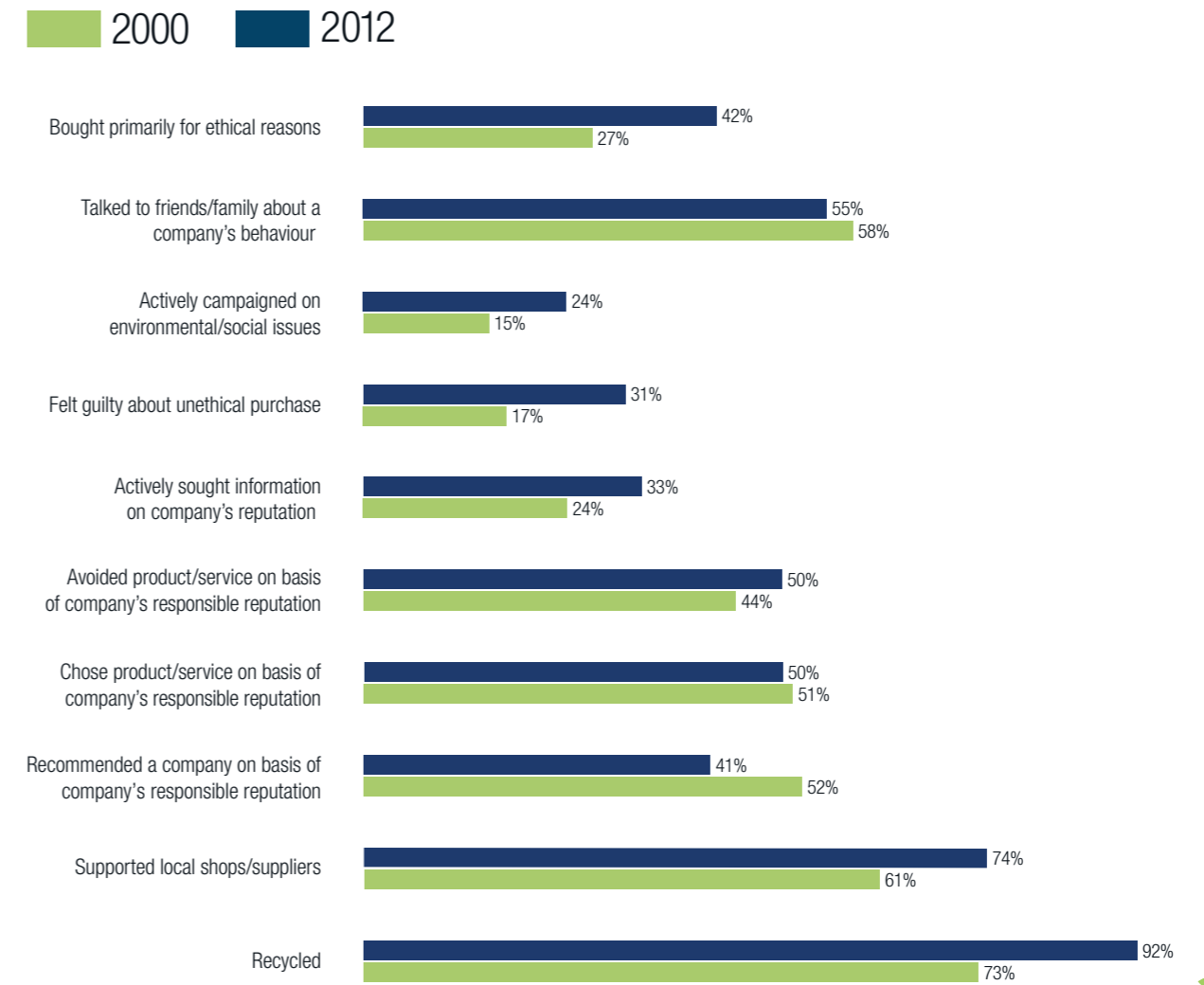
Average spend per household

Average Ethical Spend per Household, £ per year, 2000 & 2011



Ethical Behaviours

% of people undertaking the following at least once during the year



About this report

The Co-operative Ethical Consumerism Report has been produced since 1999 and acts as a barometer of ethical spending in the UK.

In this report, ethical consumerism is defined as personal allocation of funds, including consumption and investment, where choice has been informed by a particular issue – be it human rights, social justice, the environment or animal welfare.

Further information

The Ethical Consumerism Report 2012 was produced by The Co-operative Group, with additional research by the Ethical Consumer Research Association (ECRA).

This booklet represents the authors' personal opinions and interpretation of the subject and not the views, opinions or policies of The Co-operative Group. This booklet may not be reproduced without the express permission of The Co-operative or the authors.

Previous Ethical Consumerism Reports are available at:

www.co-operative.coop/corporate/Investors/Publications/Ethical-Consumerism-Report/

For further information contact:

Rachel.Kenyon@co-operative.coop

With thanks to: ABCUL, Bio-D, BUAV, CaritasData, Clean Green Cars, Climate Care, Ecover, EIRIS Services Ltd, Energy Saving Trust, ETA, FSC, GfK Marketing Services, Kantar Worldpanel, Keynote, Lush, Mintel, MSC, Organic Monitor, Responsibletravel.com, Rainforest Alliance, RSPCA, The Fairtrade Foundation, The Soil Association, World Land Trust, YouGov.

We like our communications to have an impact on you – but not the environment.

This document is printed using vegetable oil-based inks on paper which is 100% Forest Stewardship Council certified, part recycled and made in an elemental chlorine-free process.

This document is also available on request in large print, in Braille and on cassette.
Contact Rachel.Kenyon@co-operative.coop.



MIX
Paper from
responsible sources
FSC® C003270